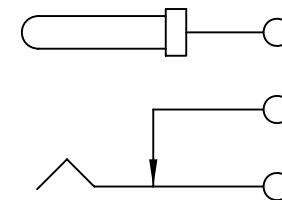
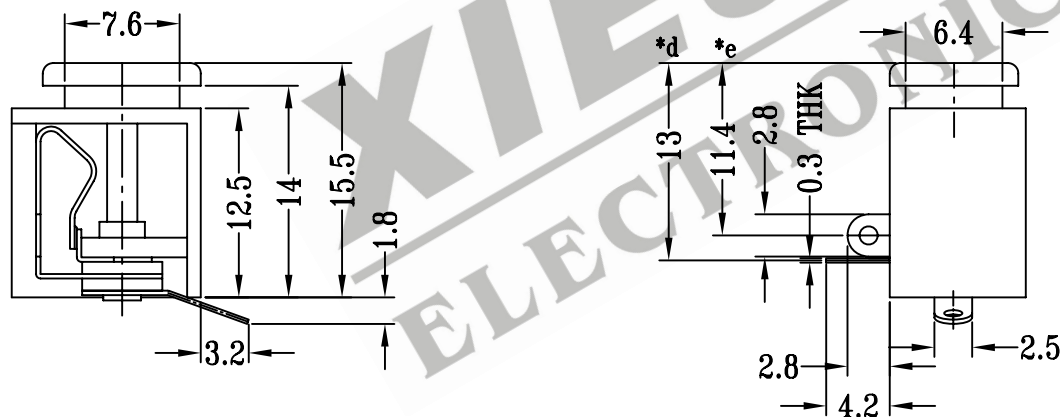
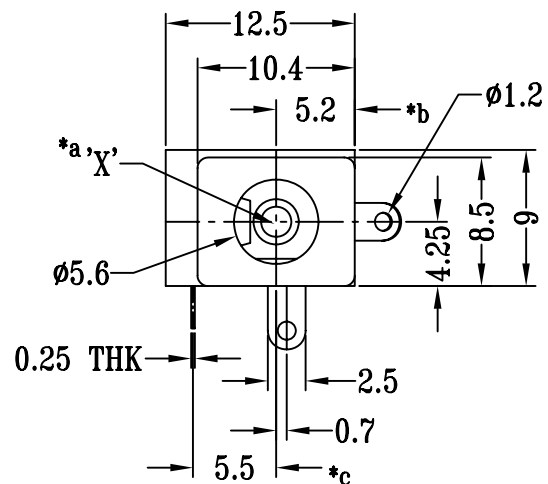
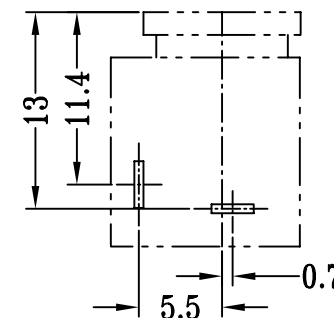


CAD FILE:



SCHEMATIC



P.C.B LAYOUT

注:带*表示关键尺寸(5个)

DIAM. OF PIN 'A'	2.5mm
DIAM. OF PIN 'B'	2.0mm
DIAM. OF PIN 'C'	2.5mm

NO.	PARTS	MATERIALS	Q'TY	FINISH	TOLERANCE UNLESS SPECIFIED	SHENZHEN XIEJIA ELECTRONICS CO.,LTD.				
8						TITLE : DC POWER JACK				
7										UNIT : mm
6	CONTACT	BRASS STRIP	1	Ag PLATED OVER Ni PLATED	WITHIN: 1.5±0.1mm OVER : 1.5±0.2mm	ISSUE	DATE	DESCRIPTIONS OF REVISION		
5	TERMINAL	BRASS STRIP	1	Ag PLATED OVER Ni PLATED		DRWG NO.: XJ-DR-DS209-00				
4	WASHER	PHENOLIC RESIN	2	NATURAL		SCALE: 2:1				
3	SPRING TERMINAL	STAINLESS STEEL	1	Ag PLATED OVER Ni PLATED		DWN.	ZHOUYU	2004-8-10		
2	PLUG PIN	BRASS	1	Ni PLATED		CHK'D	FANGYING	2004-8-10		
1	CASE	PC	1	BLACK		APPD.	KANGXINAN	2004-8-10		
					ALL MATERIALS MUST BE COMPLIANT TO ROHS					